



# DASHBOARDS & ANALYTICS

**PLAN, MEASURE AND MONITOR**  
THE SOLUTION TO YOUR BUSY RECRUITMENT DAY



With Eploy Dashboards you can plan your activities, monitor your KPIs, collaborate better as a team and really see the impact of your work. Why get stuck with standard reports that don't adapt to your changing priorities?

## Measure Your Recruitment Process

Eploy Dashboards monitor the pulse of your recruitment - alerting you to the things that need to get done, inspiring your teams to success and much, much more. Eploy's unique Metrics Engine gives you the power to define precisely WHAT needs to be measured, while Eploy Dashboards control HOW they are displayed.

## Self-service Recruitment Analytics

Whether you choose charts, gauges or SnapStats – your dashboards are fully interactive; just click to see the candidates, contacts, vacancies and activities behind the numbers...giving you actionable insights to make successful decisions. Eploy dashboards are much more than just charts and reports - they are also the ideal tool to navigate around the system, completely personalised to your way of working.

## Collaborate and Control

Create team dashboards to share with relevant people in your business. And Eploy's enterprise data access controls ensure each user only ever sees the data they need.



### Visualise Success

Define your measures of success and chart your progress



### Enhance Productivity

Quick access to top queries, groups and communications



### Custom Reporting

Drag & drop dashboards, export & print instantly



### Plan Your Day

Get a complete visualisation of your tasks and activities



### Monitor Compliance

Real-time reporting of policy objectives & compliance



### Stay Current

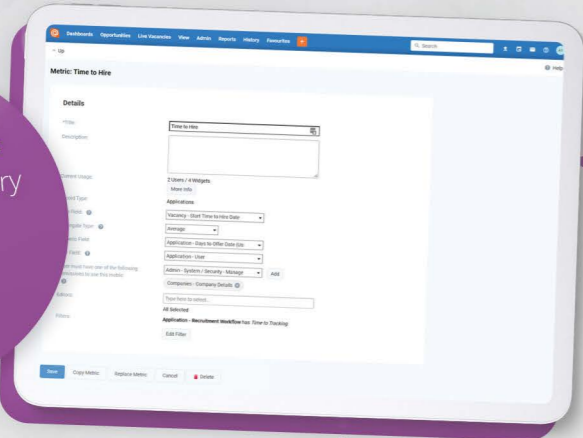
Monitor your sectors & industries with newsfeeds





# DASHBOARDS & ANALYTICS

Create metrics that measure every aspect of your recruitment, your way.



Assess your ED&I with diversity focused dashboards that track candidate progress.



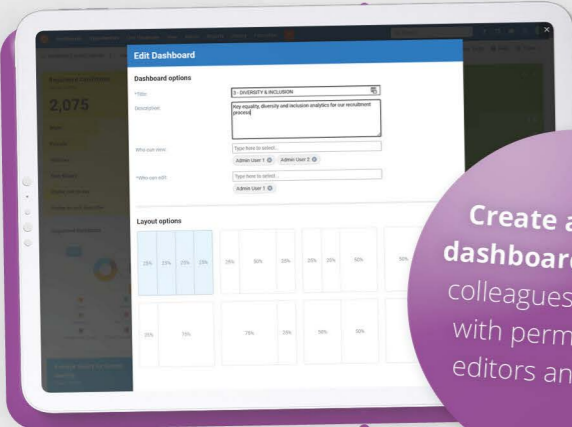
## Measure What Matters

No more static reports - Eploy Dashboards are completely configurable with every metric unique and tailored to your full recruitment processes.

## Make Better Decisions

With Eploy you can create and share as many dashboards as your business needs to fully measure and analyse your complete recruitment lifecycle.

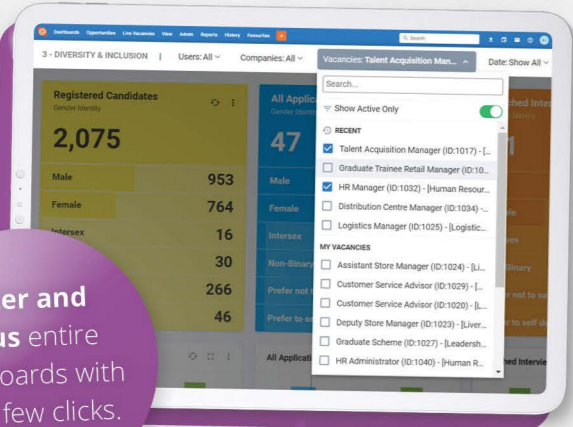
Create and share dashboards with your colleagues and teams with permissions for editors and viewers.



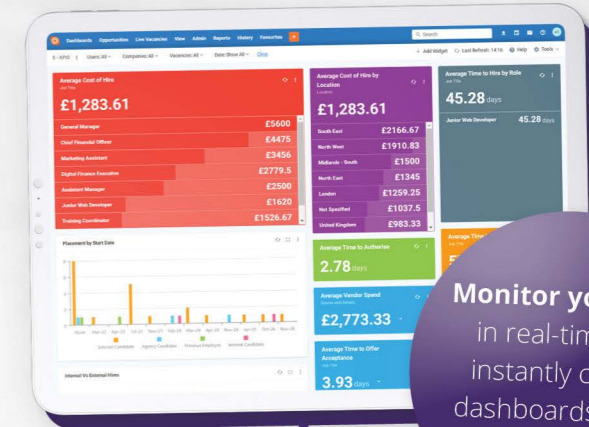
Measure Candidate Satisfaction send surveys automatically at the right time in your process and identify areas for improvement.



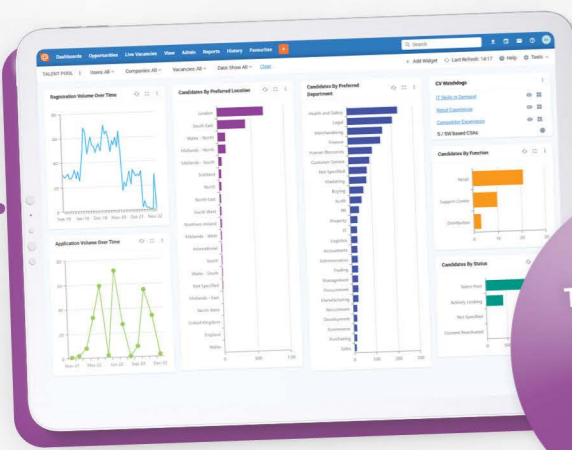
Filter and focus entire dashboards with just a few clicks.



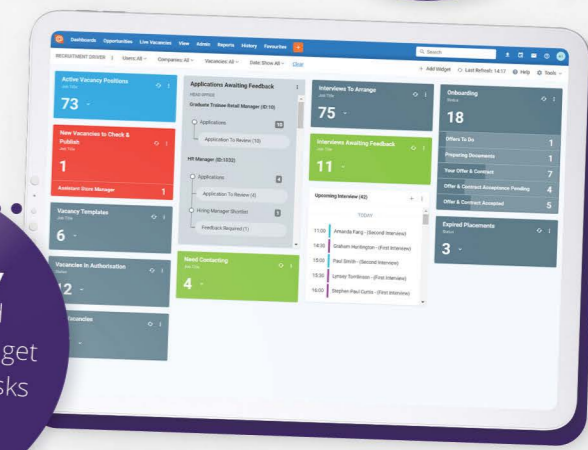
Monitor your KPIs in real-time and instantly convert dashboards to PDF reports



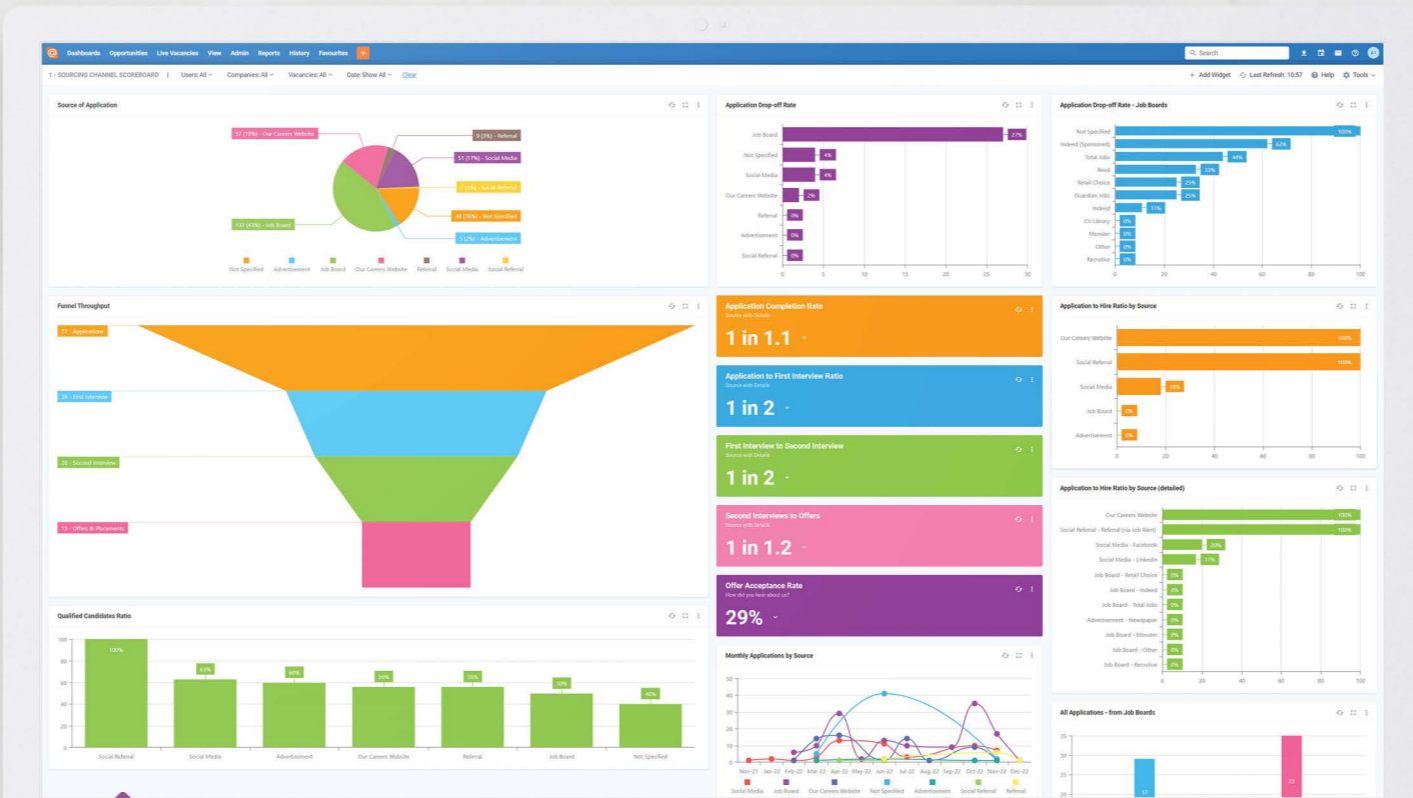
Build your Talent Pools with dashboards that focus on talent pipeline progress and growth.



Plan your day with dashboard drill-down you can get straight to your tasks and activities.

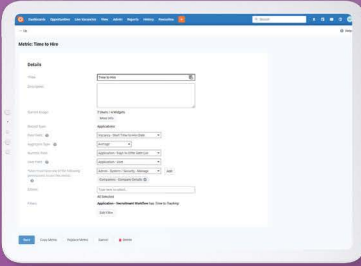


Visualise your success with interactive, real-time recruitment dashboards that help you measure and navigate your processes.





# DASHBOARDS & ANALYTICS: FEATURES



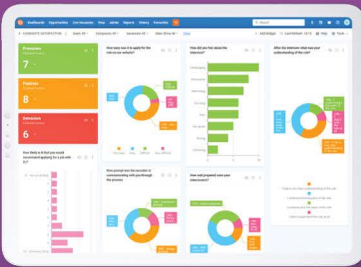
## Metric Management

- Create metrics using any record type
- Focus metrics on specific date fields
- Aggregate metrics (sum, count, min, max, average)
- Associate metrics by user fields (e.g. contacts, vacancy owners, vendors, hiring managers etc.)
- Give users permissions to use and edit specific metrics
- Filter metrics by record types



## Unlimited Dashboards

- User definable dashboards
- Supports unlimited dashboards per user
- Multiple layout options
- Drag and drop interface
- Add, remove & update dashboard widgets



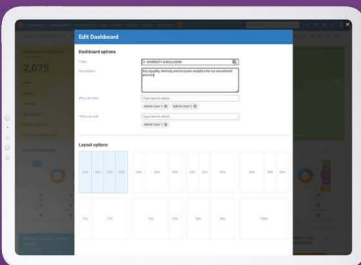
## Visualisations & Widgets

- Multiple chart types (bar, line, area, doughnut, pie, rankings & funnels)
- Leaderboards & gauges
- Team & User Trends (performance vs target)
- Ratios - monitor key recruitment performance indicators
- Workflows & Actions - quick access to your vacancies, tasks, calls & activities
- My Groups & My Queries
- SnapStats - drill into headline numbers
- Export visualisations to PNG, JPG, GIF & PDF



## Targets

- Set targets for recruitment performance
- Monitor performance against targets
- View performance within charts
- Compare performance across multiple users
- Track performance over time



## Team Collaboration

- Share dashboards with view & edit controls
- Export dashboards to Excel
- Print dashboards for custom reports
- Full data access permissions ensure only the right people can view and access data
- Dashboard Editor & Viewer permissions to keep you in control

## TERMS OF SERVICE

Dashboards are user-creatable via the Eploy Metrics and Dashboards User Interface. For instructions and tutorials on creating and customising your dashboards please refer to the Eploy Support Centre: [support.eploy.co.uk](https://support.eploy.co.uk). If you require further assistance in setting up your dashboards please contact us and we will provide you with a tailored quotation based on your requirements.